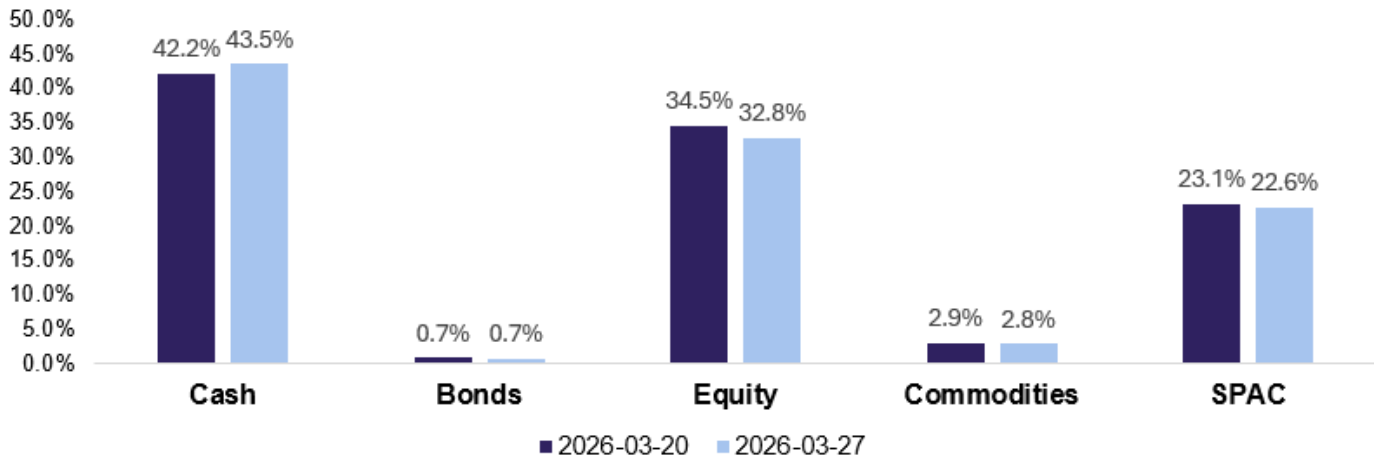


ARROW LONG/SHORT ALTERNATIVE FUND

commentary - Week ending March 20, 2026



ASSET ALLOCATION (NET)



Weekly performance, macro context, current positioning, and future expectations.

Performance

March 27, 2026

Arrow Long/Short Alternative Fund (Series F):

WTD 1.59%

MTD -0.96%

YTD 7.92%

S&P TSX Composite

WTD 2.09%

MTD -6.75%

YTD 1.30%

S&P 500:

WTD -2.10%

MTD -7.31%

YTD -6.68%

Fund Commentary

U.S. markets continued their fall last week as the Middle East conflict remained the dominant driver of investor focus. The TSX, however, eked out a small gain, helped by strength in Energy stocks and a reprieve in Materials after recent weakness. Trump appeared to be searching for an offramp, proposing a ceasefire agreement that was unsurprisingly rejected by Iran. As we enter the week, there are few signs of de-escalation and if anything, a growing view that the U.S. will deploy ground troops to the region, signaling a more prolonged conflict. Polymarket now places the odds at 69% that U.S. forces will enter Iran by the end of April. We continue to believe the market has not fully priced in the risk of a drawn-out conflict.

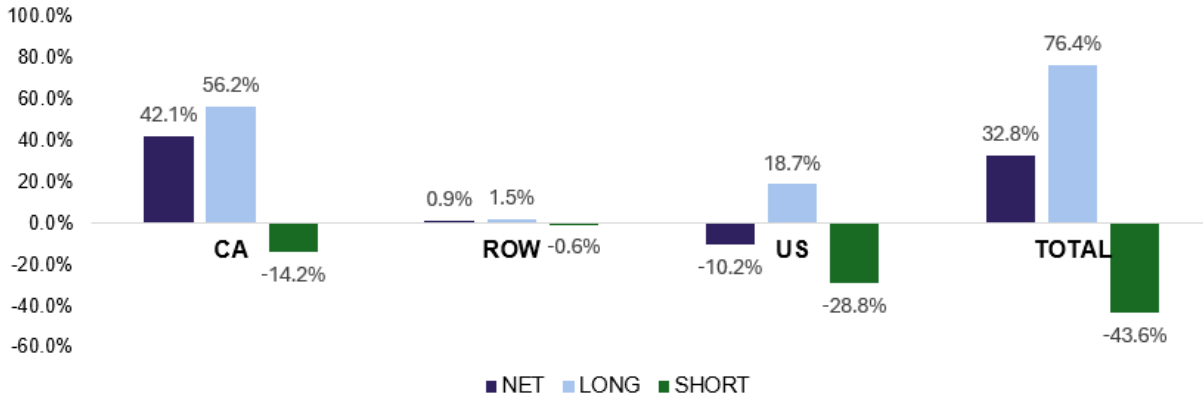
The relentless move higher in yields continued to weigh on risk assets, although we are starting to wonder whether bonds may begin to behave more like a traditional risk-off safe haven as rate cuts have effectively been priced out for the year and markets start to focus more on the risk of an economic slowdown tied to the Middle East conflict.

The Fund delivered a positive week, supported by strong performance in our energy holdings. We also benefited from Boralex (BLX), which agreed to be acquired by Brookfield and la Caisse at a healthy premium to its unaffected price.

Looking ahead, this week brings several key economic data releases, including the March jobs report, ISM, and retail sales.

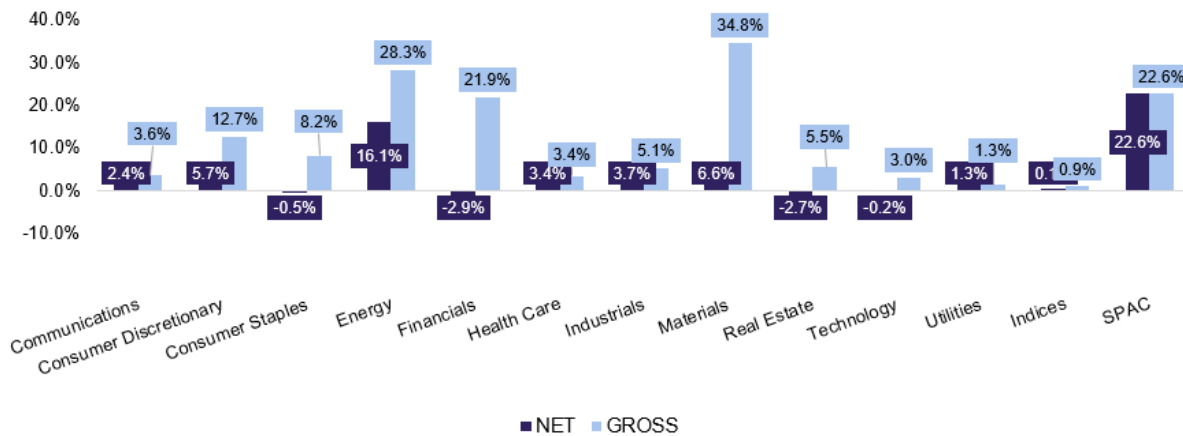
Equity Allocation (% Total Portfolio including Futures)

EQUITY REGION BREAKDOWN



Sector Exposures (% Long / Short Portfolio of individual companies)

EQUITY LONG/SHORT EXPOSURE



We look forward to reporting back next week.

Thanks,
Arrow Investment Team

Historical Performance – As of February 28, 2026

	1-Year	3-Year	5-Year	10-Year
ALSAF - Series F	24.63%	10.04%	7.30%	9.34%

Published March 30, 2026

Effective June 25, 2024 Arrow Long/Short Alternative Class was merged into Arrow Long/Short Alternative Fund as part of the corporate class fund merger. Effective June 15, 2023, the Fund was renamed Arrow Long/Short Alternative Class (formerly Arrow Canadian Advantage Alternative Class).

Commissions, trailing commissions, management and performance fees and expenses all may be associated with mutual fund investments. Please read the prospectus before investing. The indicated rates of return are the historical annual compound total returns net of fees and expenses payable by the fund (except for figures of one year or less, which are simple total returns) including changes in security value and reinvestment of all distributions and do not take into account sales, redemption, distribution or optional charges or income taxes payable by any securityholder that would have reduced returns. Mutual funds are not guaranteed, their values change frequently and past performance may not be repeated.

The rates of return are used only to illustrate the effects of the compound growth rate and are not intended to reflect future values or returns on investment in an investment fund.

This document is provided as a general source of information and should not be considered personal, legal, accounting, tax or investment advice, or construed as an endorsement or recommendation of any entity or security discussed. Every effort has been made to ensure that the material contained in this document is accurate at the time of publication. Market conditions may change which may impact the information contained in this document. All charts and illustrations in this document are for illustrative purposes only. They are not intended to predict or project investment results. Individuals should seek the advice of professionals, as appropriate, regarding any particular investment. Investors should consult their professional advisors prior to implementing any changes to their investment strategies.

Certain statements in this document are forward-looking. Forward-looking statements (“FLS”) are statements that are predictive in nature, depend upon or refer to future events or conditions, or that include words such as “may,” “will,” “should,” “could,” “expect,” “anticipate,” “intend,” “plan,” “believe,” or “estimate,” or other similar expressions. Statements that look forward in time or include anything other than historical information are subject to risks and uncertainties, and actual results, actions or events could differ materially from those set forth in the FLS. FLS are not guarantees of future performance and are by their nature based on numerous assumptions. Although the FLS contained herein are based upon what Arrow Capital Management and the portfolio manager believe to be reasonable assumptions, neither Arrow Capital Management nor the portfolio manager can assure that actual results will be consistent with these FLS. The reader is cautioned to consider the FLS carefully and not to place undue reliance on FLS. Unless required by applicable law, it is not undertaken, and specifically disclaimed that there is any intention or obligation to update or revise FLS, whether as a result of new information, future events or otherwise.

The comparison presented is intended to illustrate the historical performance of the Fund as compared with the historical performance of a widely quoted market index or a weighted blend of widely quoted market indices or other investments. There are various important differences that may exist between the Fund and the stated indices or other investments that may affect the performance of each. The objectives and strategies of the Fund result in holdings that do not necessarily reflect the constituents of and their weights within the comparable indices. Indexes are unmanaged and their returns do not include any sales charges or fees. It is not possible to invest directly in market indices. Certain statements contained in this communication are based in whole or in part on information provided by third parties and Arrow Capital Management has taken reasonable steps to ensure their accuracy. Market conditions may change which may impact the information contained in this document.

More information about the Fund can be found on our website www.arrow-capital.com.