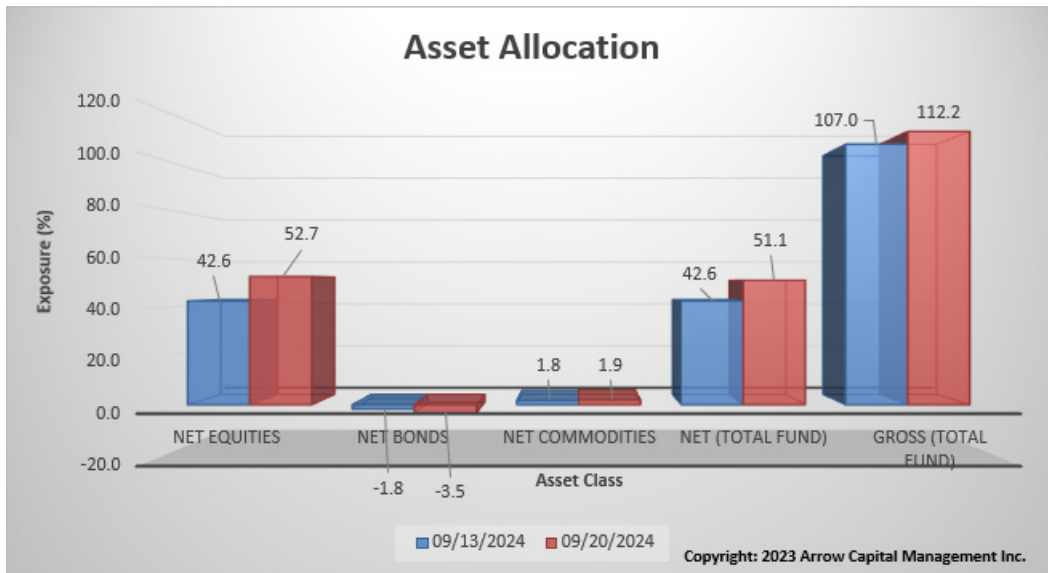


ARROW LONG/SHORT ALTERNATIVE FUND commentary - WEEK ENDING SEPTEMBER 20, 2024



Weekly performance, macro context, current positioning, and future expectations.

Performance

September 20, 2024

Arrow Long/Short Alternative Fund (Series F):

WTD 0.93%

MTD 1.14%

YTD 6.03%

S&P TSX Composite

WTD 1.32%

MTD 2.45%

YTD 16.43%

S&P 500:

WTD 1.39%

MTD 1.05%

YTD 20.78%

Fund Commentary

The long awaited rate cut came last week, with the Fed cutting by 50 basis points. Although the market had started to price this in, we saw good follow through, with broad markets up ~1% for the week. Notably, rates and commodities moved up post decision as the outsized cut fueled an emerging reflation narrative. Under the hood, there was a noticeable rotation from defensive sectors to cyclical ones, with energy leading the performance.

Portfolio wise, we tactically covered some higher beta hedges/shorts on the potential for a market squeeze. We also benefited from the news on Friday that Microsoft would reopen the Three Mile Island nuclear plant. The power generated will be used exclusively by Microsoft to support its AI data center operations for the next two decades. This move underscores both confidence in nuclear power, and the increasing demand for energy to support AI data centers in North

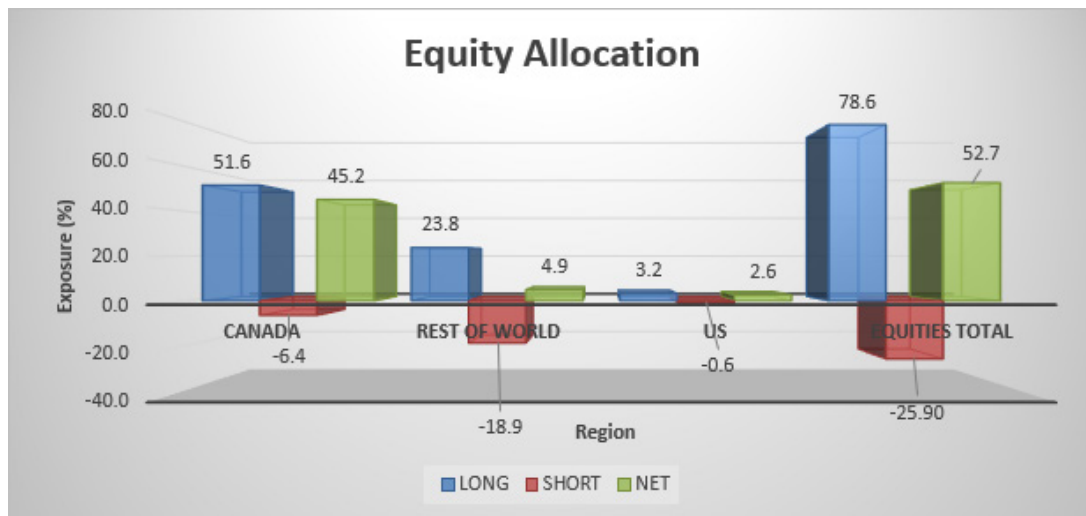
America. This boosted names exposed to Uranium and AI Power, including TA/CPX which are becoming a bigger part of the conversation. Similar to the nuclear deal, we believe a gas powered Power Purchase Agreement (PPA) to support AI demand is coming, and will be a meaningful catalyst that will further unlock value in a number of our portfolio companies.

On new ideas, we recently added California Resources (CRC US) as a new position. This is a very interesting special sit, as the current stock price is supported by its blow down Oil reserve value, with free/cheap optionality in a number of assets including carbon capture, power, and real estate. An important carbon permit is expected by year end and could serve as a meaningful value unlocking event. We see 50-100% potential upside on the name.

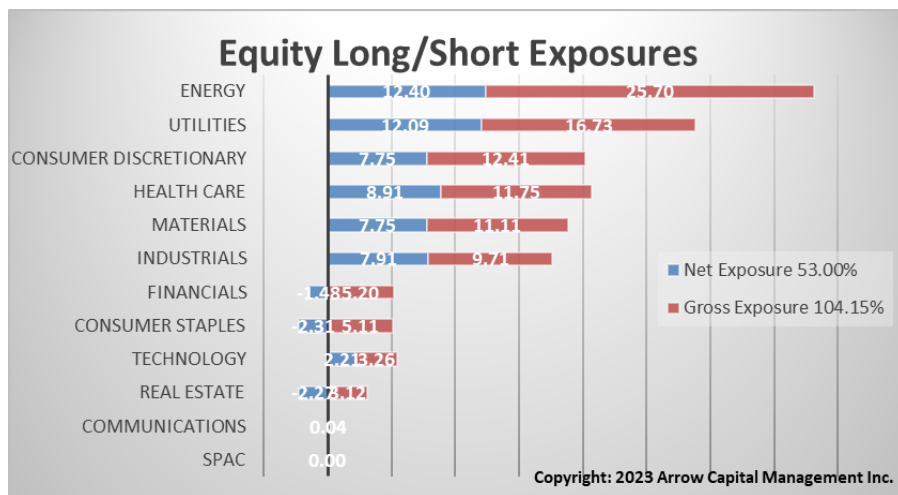
Looking ahead, the upcoming week features a relatively quiet macroeconomic schedule, with flash Purchasing Managers' Index (PMI) data on Monday and Personal Consumption Expenditures (PCE) inflation data on Friday.

Have a good week.

Equity Allocation (% Total Portfolio including Futures)



Sector Exposures (% Long / Short Portfolio of individual companies)



We look forward to reporting back next week.

Thanks,

Arrow Investment Team

Historical Performance – As of August 31, 2024

	1-Year	3-Year	5-Year	10-Year
ALSAF - Series F	6.39%	2.45%	9.76%	7.03%

Published September 23, 2024

Effective June 25, 2024 Arrow Long/Short Alternative Class was merged into Arrow Long/Short Alternative Fund as part of the corporate class fund merger. Effective June 15, 2023, the Fund was renamed Arrow Long/Short Alternative Class (formerly Arrow Canadian Advantage Alternative Class).

Commissions, trailing commissions, management and performance fees and expenses all may be associated with mutual fund investments. Please read the prospectus before investing. The indicated rates of return are the historical annual compound total returns net of fees and expenses payable by the fund (except for figures of one year or less, which are simple total returns) including changes in security value and reinvestment of all distributions and do not take into account sales, redemption, distribution or optional charges or income taxes payable by any securityholder that would have reduced returns. Mutual funds are not guaranteed, their values change frequently and past performance may not be repeated.

The rates of return are used only to illustrate the effects of the compound growth rate and are not intended to reflect future values or returns on investment in an investment fund.

This document is provided as a general source of information and should not be considered personal, legal, accounting, tax or investment advice, or construed as an endorsement or recommendation of any entity or security discussed. Every effort has been made to ensure that the material contained in this document is accurate at the time of publication. Market conditions may change which may impact the information contained in this document. All charts and illustrations in this document are for illustrative purposes only. They are not intended to predict or project investment results. Individuals should seek the advice of professionals, as appropriate, regarding any particular investment. Investors should consult their professional advisors prior to implementing any changes to their investment strategies.

Certain statements in this document are forward-looking. Forward-looking statements (“FLS”) are statements that are predictive in nature, depend upon or refer to future events or conditions, or that include words such as “may,” “will,” “should,” “could,” “expect,” “anticipate,” “intend,” “plan,” “believe,” or “estimate,” or other similar expressions. Statements that look forward in time or include anything other than historical information are subject to risks and uncertainties, and actual results, actions or events could differ materially from those set forth in the FLS. FLS are not guarantees of future performance and are by their nature based on numerous assumptions. Although the FLS contained herein are based upon what Arrow Capital Management and the portfolio manager believe to be reasonable assumptions, neither Arrow Capital Management nor the portfolio manager can assure that actual results will be consistent with these FLS. The reader is cautioned to consider the FLS carefully and not to place undue reliance on FLS. Unless required by applicable law, it is not undertaken, and specifically disclaimed that there is any intention or obligation to update or revise FLS, whether as a result of new information, future events or otherwise.

The comparison presented is intended to illustrate the historical performance of the Fund as compared with the historical performance of a widely quoted market index or a weighted blend of widely quoted market indices or other investments. There are various important differences that may exist between the Fund and the stated indices or other investments that may affect the performance of each. The objectives and strategies of the Fund result in holdings that do not necessarily reflect the constituents of and their weights within the comparable indices. Indexes are unmanaged and their returns do not include any sales charges or fees. It is not possible to invest directly in market indices. Certain statements contained in this communication are based in whole or in part on information provided by third parties and Arrow Capital Management has taken reasonable steps to ensure their accuracy. Market conditions may change which may impact the information contained in this document.

More information about the Fund can be found on our website www.arrow-capital.com.